

Searching Health Source - Consumer Edition



This database provides information on many health topics including the medical sciences, food sciences and nutrition, childcare, sports medicine and general health. *Health Source - Consumer Edition* features searchable full text for nearly 300 journals. This database is updated on a daily basis.

This tutorial leads you through the search process using the EBSCOhost search interface. It can be used as a model or template for performing other subject searches.

Question: Your patron asks about the use of **melatonin** for **sleep disorders**. You direct her to Health Source – Consumer Edition and provide basic instruction in finding literature on the topic.

Open the Health Source – Consumer Edition database.

In the initial **Advanced Search** screen (in the tabbed toolbar), type **melatonin** and **sleep disorders**. See example below.

A screenshot of the EBSCOhost search interface. The "Advanced Search" tab is selected in the toolbar. The search fields contain "melatonin" and "sleep disorders". A red arrow points to the "Advanced Search" tab. The "Search" button is visible at the bottom right of the search area.

EBSCO Research Databases
Sign In to My EBSCOhost
Basic Search | **Advanced Search** | Choose Database
Keyword | Subjects | Publications | Medical Dictionary | Indexes | Images
Database: Health Source - Consumer Edition
Database Help
Field: melatonin in Default Fields Search Clear
and sleep disorders in Default Fields
and in Default Fields
Search This
Folder is empty.

Click on the **Search** button to initiate the search.

Less than a dozen articles were retrieved; some of them look promising for your patron.

A screenshot of the search results page. The "Results" tab is selected. The first result is highlighted with a red arrow. The results list includes article titles, authors, and publication information, along with links to full-text versions.

Refine Search | Search History / Alerts | **Results** | To store items added to the folder for a future session, Sign In to My EBSCOhost
1 to 9 (of 9) | Pages: 1 | Sort by: Date
See: All Results | Magazines | Add (1-9)
1. [Melatonin quiets rowdy sleepers.](#); By: Poust, Jenny., Prevention, Mar2004, Vol. 56 Issue 3, p40, 5/9p, 1c | Add
HTML Full Text
2. [Mayo Clinic Study Shows Melatonin Helps Alleviate Violent Sleep Disorder Symptoms.](#); Ascribe Health & Fitness News Service, 9/8/2003, p2, 3p | Add
HTML Full Text
3. [Melatonin not found to be effective in patients with sleep disturbances and dementia.](#); Brown University Geriatric Psychopharmacology Update, Dec2002, Vol. 6 Issue 12, p3, 3/4p | Add
PDF Full Text (317K)

Click on the hyperlinked article title to see the complete record.

The full item record provides valuable information, including the **Subject(s)** terms. Note that **Sleep**, **Sleep disorders** and **Melatonin** are hyperlinked in the subject field. In addition, the **Source** (journal/magazine name) and author names are hyperlinked. See example below.

1 of 9 | [Result List](#) | [Refine Search](#) | [Print](#) | [E-mail](#) | [Save](#) | [Add to folder](#) | Folder is empty.

Formats: [Citation](#) | [HTML Full Text](#)

Title: **Melatonin quiets rowdy sleepers.**

Subject(s): [SLEEP](#); [SLEEP disorders](#); [RAPID eye movement sleep](#); [MELATONIN](#)

Source: [Prevention](#), Mar2004, Vol. 56 Issue 3, p40, 5/9p, 1c

Author(s): [Poust, Jenny](#)

Abstract: Focuses on a study suggesting **melatonin** for the treatment of rapid eye movement **sleep** behavior disorder. Characteristics of the disorder; Comments from Brad Boeve, lead author of the study.

AN: 12397678

ISSN: 0032-8006

Full Text Word Count: 207

Persistent link to this record: <http://search.epnet.com/direct.asp?an=12397678&db=hxx>

Database: Health Source - Consumer Edition

Choose Language | Translate

Clicking on the hyperlinked terms will bring up additional magazine articles related to that term. For example: clicking on **SLEEP disorders** will bring up all articles in the database that have been indexed to that term.

NOTE: Searching databases is iterative. That is, you search, evaluate results and begin to develop a list of terms related to the search topic. These terms can then be entered into the **Find** box(es) and used to find more articles or to focus the retrieval to find fewer articles. In our example, we may want to find more articles.

Revise the search by entering **melatonin** and **sleep** in the search template. This broadens the search results and provides a larger number of citations for the patron to view.

Field Searching

In the **Advanced Search** template, you can limit retrieval to specific fields. For example, you may want the term melatonin in the **Article title**, ensuring that the article focuses on the use of melatonin. See example below.

Searched: Health Source - Consumer Edition for **TI melatonin And sleep** | [Add](#)

[Database Help](#)

Find: in | Search | Clear

and in

and in

[Search Tips](#)

TI Article title (selected)

SU Subject

AB Abstract Author Supplied Abstract

GE Geographic Terms

AN Accession Number

IS ISSN

IB ISBN

SO Journal Name

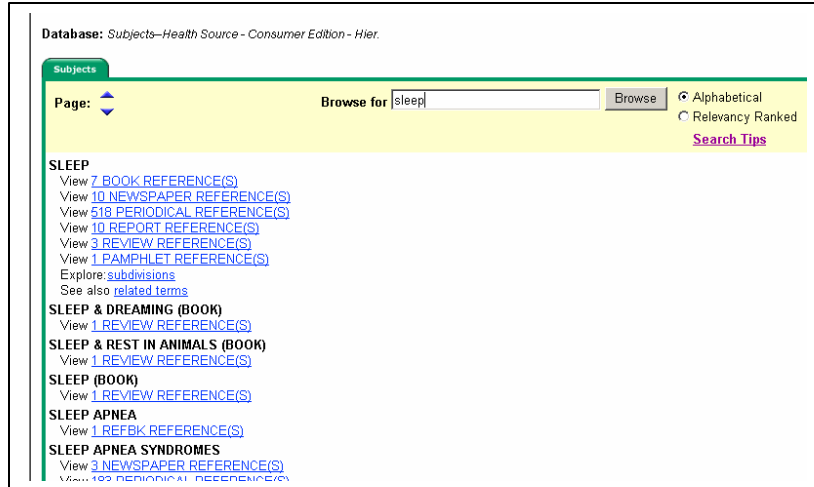
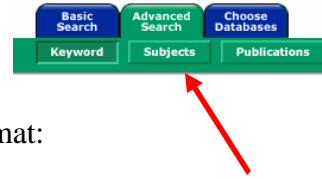
added to the folder for z

Refine Search | Search History / Alerts | Results

1 to 29 (of 29) | Pages: 1

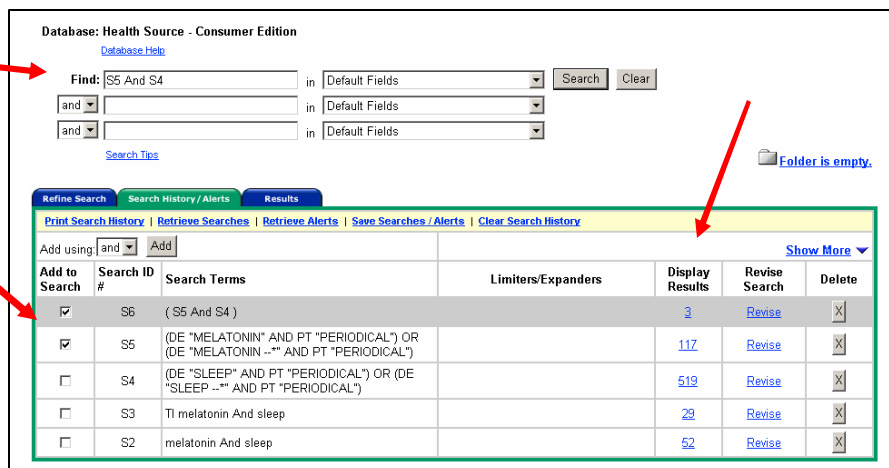
Use of Subjects Headings (aka the Subject Authority File)

- From the Tabbed Toolbar, click the **Subjects** button.
- Enter your search terms, for example **sleep**, in the **Browse for** field.
 - To search for a person's name, use the following format:
last name, first name.
- Click **Alphabetical** to list your search results in alphabetical order. Click **Relevancy Ranked** to list your search results according to relevance.
- Click **Browse**. References for the term you are searching are listed by type. (For example: newspaper references, periodical references, or review references.)
- Click any of the available links to open another Result List, or click **See also related items** to further narrow your search.
- To modify your search, or enter a new search, enter your new term in the **Browse for** field.
- Searching the Subjects headings ensures that the articles you retrieve are about that specific subject, and therefore are more related to the search request.



Search History/ Alerts

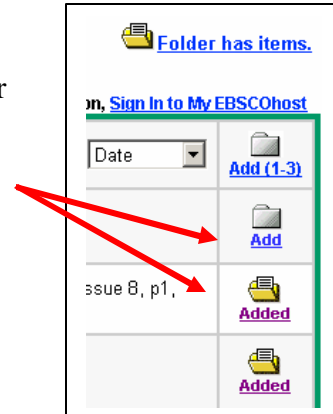
Clicking on the **Search History/Alert** tab allows you to view the various search strategies you have used in the Advanced Search. Click on the number under **Display Results** to view the results list for that specific search. It is also possible to combine search statements (using AND, OR, NOT) from this screen, rather than having to retype search terms. The example below shows search statements 5 and 6 ANDed together.



Marking records for Print, E-mail or Save to Disk

Records can be **Added** to the **Folder** for printing, e-mailing or saving. Click on the **Add** icon to select an item; once an item has been selected, the icon reflects **Added**.

When you are done marking the records, click on the [Folder has items](#) link. From the Folder List screen, you now have the options to Print, E-mail or Save to Disk.



The **Print Manager**

- Include when printing options:
 - Brief Citation
 - Brief Citation and Abstract
 - Detailed Citation and Abstract
 - HTML Full Text (when available)
- Select desired format, then click on the **Print** button and proceed.

The **E-mail Manager**

- Enter e-mail address and subject
- Include when sending options:
 - Brief Citation
 - Brief Citation and Abstract
 - Detailed Citation and Abstract
 - HTML Full Text (when available)
 - PDF as separate attachment (when available)
- Select desired format, then click on the **Send** button and proceed.

The **Save to Disk Manager**

- Include when saving options:
 - Brief Citation
 - Brief Citation and Abstract
 - Detailed Citation and Abstract
 - HTML Full Text (when available)
- Select desired format, then click on the **Save** button and proceed.

Additional Tips

There are a variety of places where you can get online help. Note the [Help](#) button in the upper right hand corner and the [Database Help](#) and [Search Tips](#) button on the initial search screens. Refine Search options allow you to limit search to a specific publication type (pamphlet, periodical or book), publication name, dates and cover story.